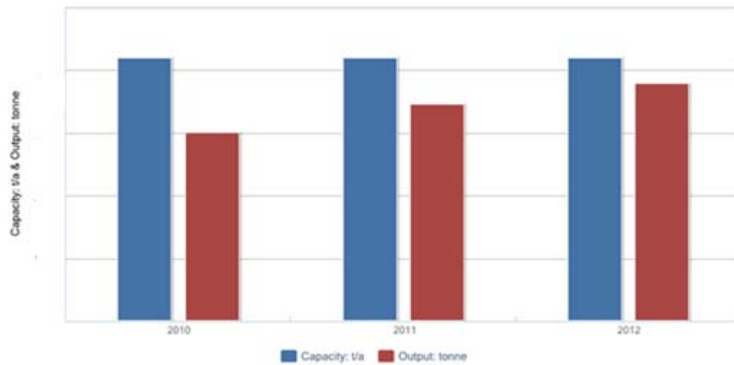


Note: Key data/information in this sample page is hidden, while in the report it is not.

4.1 Summary of metamitron technical production

Figure Capacity and output of metamitron technical in China, 2010-2012



Source: CCM

4.2 Key metamitron technical manufacturers

Table 4.2-2 Capacity and output of main metamitron technical producers in China, 2010-2013

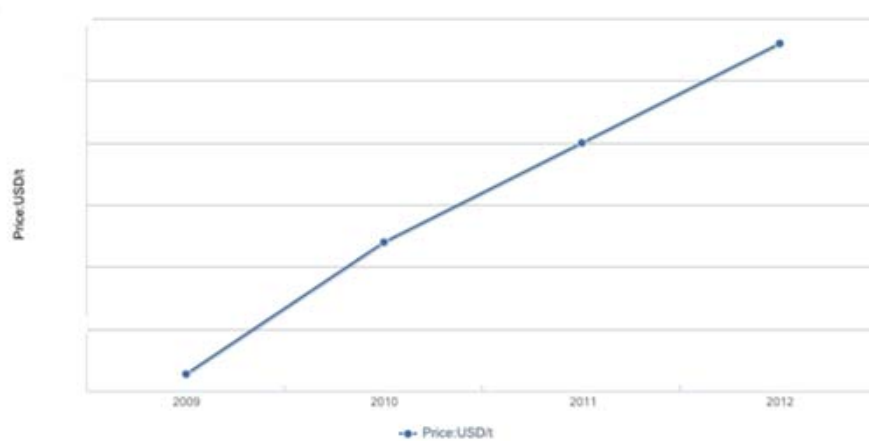
No.	Producer	Status, 2013	Capacity, t/a				Output, tonne		
			2013	2012	2011	2010	2012	2011	2010
1	■	Active	■	■	■	■	■	2,800	■
2	■	Active	■	■	■	■	600	■	400
3	■	Active	■	■	■	■	■	150	■
Total		/	■	■	■	■	■	■	■

Source: CCM

5 Circulation situation of metamitron

5.1 Pricing of metamitron

Figure Ex-work price of 98% metamitron technical in China, 2009-2012



Source: CCM

5.2 Export situation of metamitron

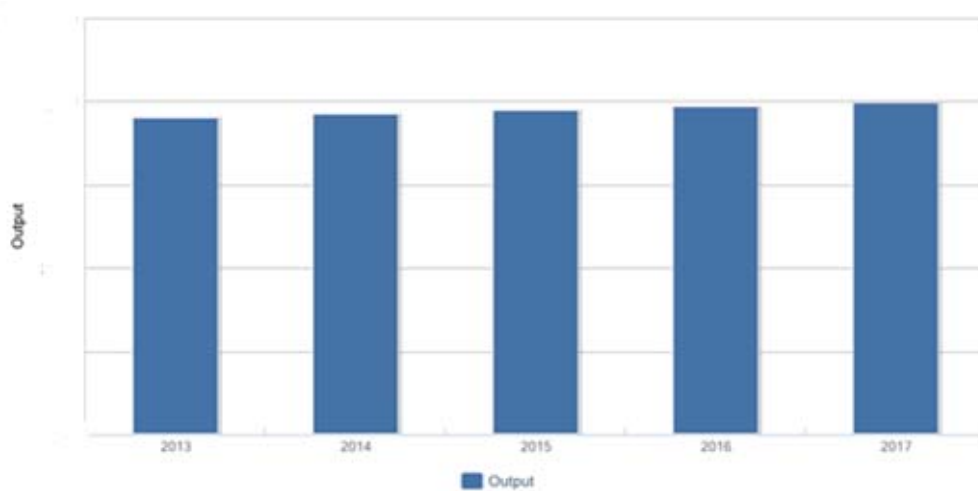
Table Export volume of metamitron by month, 2012

Month	98% TC		Total volume (kg)
	Volume (kg)	Unit price (USD/kg)	
Jan.	■	■	154,000
Feb.	■	■	■
March	■	■	■
April	■	■	■
May	■	■	■
June	■	■	■
July	■	■	■
Aug.	■	■	308,000
Sept.	■	17.49	■
Oct.	■	■	■
Nov.	182,000	■	■
Dec.	■	■	■
Total	■	■	■

Source: CCM

6 Forecast on metamitron industry

Figure Output forecast of 98% metamitron technical in China, 2013-2017, USD/t



Source: CCM